
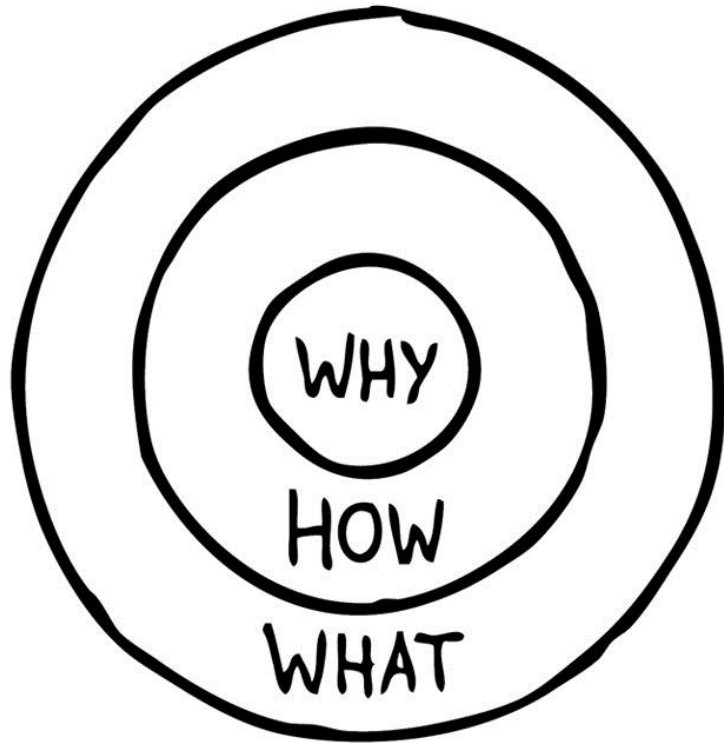


# How to prepare for and pass the PMP exam

Tips and insight into the preparation and  
passing of the PMP exam from the  
comfort of your home



# Table of Contents




- My background
- Why PMP
- Steps to PMP
- My study plan
- My preparation schedule
- PMP Online Proctored Exam Details
- My results
- Feedback

# About Me

- 12 years of experience
- 30 projects and programs
- Budgets of \$10K to \$10M
- Duration of 1 month to 3 years
- Leading teams from 2 to 50 members
- IoT, cloud, fintech, biotech, cryptocurrency, data management, medical, online services, retail, and education industries
- PMP, PMI-ACP, AWS SAA, PSPO II



# What is a PMP Certificate?



*“The PMP is the gold standard of project management certification.”*

– [pmi.org/certifications](https://pmi.org/certifications)



THIS IS TO CERTIFY THAT

**Viktar Kozub**

HAS BEEN FORMALLY EVALUATED FOR DEMONSTRATED EXPERIENCE, KNOWLEDGE AND PERFORMANCE IN ACHIEVING AN ORGANIZATIONAL OBJECTIVE THROUGH DEFINING AND OVERSEEING PROJECTS AND RESOURCES AND IS HEREBY BESTOWED THE GLOBAL CREDENTIAL

**Project Management Professional (PMP)<sup>®</sup>**

IN TESTIMONY WHEREOF, WE HAVE SUBSCRIBED OUR SIGNATURES UNDER THE SEAL OF THE INSTITUTE

A handwritten signature in black ink that reads 'LuAnn Piccard'.

LuAnn Piccard, PMP | Chair, Board of Directors



A handwritten signature in black ink that reads 'Pierre Le Manh'.

Pierre Le Manh | President & CEO

PMP<sup>®</sup> Number: 2781603

PMP<sup>®</sup> Original Grant Date: 14 July 2020

PMP<sup>®</sup> Expiration Date: 14 July 2026



WHY

Why 1

Organize my  
knowledge and  
gain new skills


Why 2

More career  
possibilities

Why 3

Higher salary

HOW





# Steps to Become a PMP

- Become eligible (check requirements at [PMI.org](https://www.pmi.org))
- Complete an application (you have 90 days to complete it after you started)
- Wait for a review (typically 5 days, but an audit may be required)
- Pay for the exam (544 USD in my case)
- Schedule the exam (online on Pearson VUE website)
- Pass the exam (the easiest part)
- Celebrate!

# Eligibility Requirements

Four-Year College / University Degree

36 months of experience leading projects within the past eight years

35 hours of project management education/training or CAPM® certification

— or —

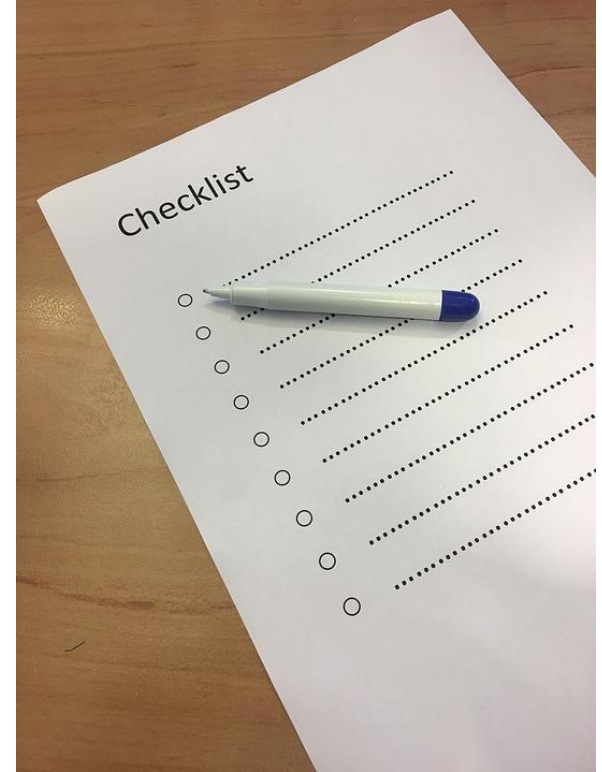
High School or Secondary School Diploma

60 months of experience leading projects within the past eight years

35 hours of project management education/training or CAPM® certification

# My Study Plan

1. Udemy course (3 months)
2. Exam simulator (1.5 months)
3. Rita's book (together with the simulator)
4. Other activities: web articles, YouTube videos, Reddit posts, etc.



# 35 Hours of Project Management Education

The screenshot shows the Udeemy course page for 'PMP Exam Prep Seminar - PMBOK Guide 6'. The page features a dark header with the Udeemy logo and navigation links. The main content area is black with white text. The course title is prominently displayed, followed by a subtitle and a 'Bestseller' badge. A play button icon is centered on a dark background with the text 'Preview this course'. Below this, a white box contains an information icon and the text 'You purchased this course on Dec. 04, 2019'. A red 'Go to course' button is positioned below the purchase information. A '30-Day Money-Back Guarantee' is also visible. The 'What you'll learn' section lists several bullet points. The 'This course includes:' section lists various resources and access options.

Udeemy Categories  Udeemy for Business Teach on Udeemy My courses

Business > Project Management > PMBOK

## PMP Exam Prep Seminar - PMBOK Guide 6

PMP Exam Prep Seminar - Earn 35 PDUs by completing the entire PMP course

**Bestseller** 4.6 ★★★★★ (49,460 ratings) 147,139 students

Created by [Joseph Phillips](#)

Last updated 7/2020 English English [Auto], French [Auto], [7 more](#)

[Wishlist](#) [Share](#) [Gift this course](#)

### What you'll learn

- ✓ Earn 35 PDUs/Contact Hours by completing the entire course
- ✓ You will get all the resources you need to pass the PMI PMP certification exam.
- ✓ You will earn 35 exam contact hours from a PMI Registered Education Provider.
- ✓ You will be able to discuss the PMBOK Guide 6th edition with confidence.
- ✓ Explain the project management processes
- ✓ Discuss the project management knowledge areas
- ✓ Demonstrate the formulas, charts, and theories of project management
- ✓ Calculate float for complex project network diagrams
- ✓ Memorize the formulas for earned value management
- ✓ Compare and contrast processes, knowledge areas, theories, and project management

[Show more](#) ▾

**This course includes:**

- 24.5 hours on-demand video
- 4 articles
- 18 downloadable resources
- 2 practice tests
- Full lifetime access
- Access on mobile and TV
- Assignments

[Go to course](#)

30-Day Money-Back Guarantee

THE COURSE BY JOSEPH PHILLIPS ON UDEMY.COM



# Udemy Course

## Projects are Temporary

Temporary doesn't mean short-duration

Projects end when:

- Objectives met
- Objectives cannot or will not be met
- Funds are depleted
- Need no longer exists
- Resources are no longer available
- Legalities or convenience terminates the project



- Watched at 1.25x speed
- Took notes
- Completed all assessments and practice exams
- Good overview, but harder than reading for me

“Keep moving  
forward. You can  
do this!”

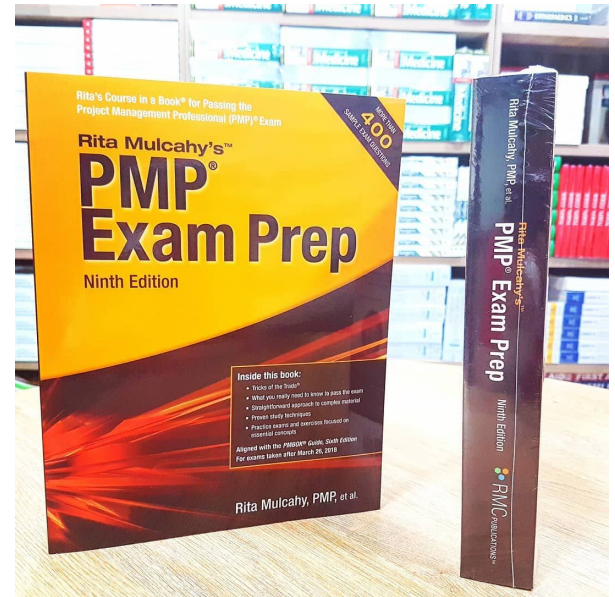
**JOSEPH PHILLIPS**

PMP, PMI-ACP, PROJECT+, ITIL, PSM I,  
CTT+



# RMC Learning Solutions

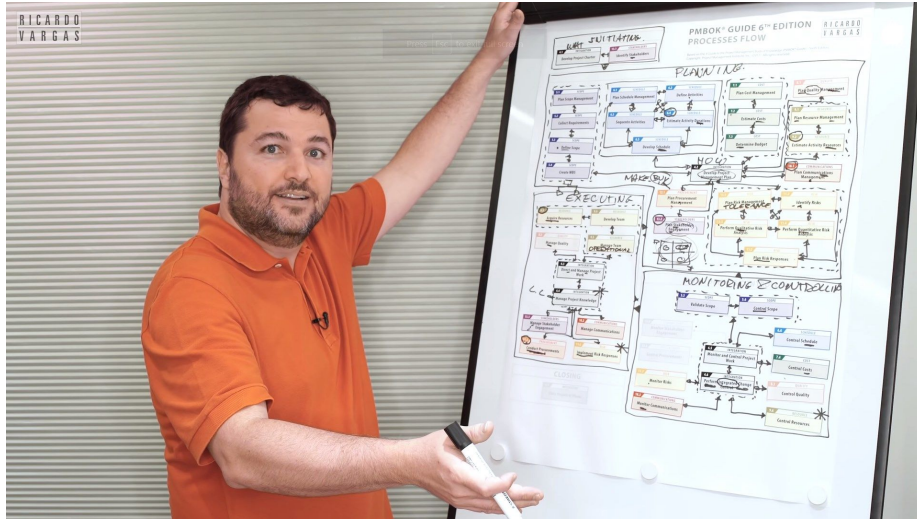
- Rita's book
  - Much easier to read than the PMBoK
  - For me it's more appealing than the Udemy course
  - Lots of tips and tricks for the exam
- PM FASTrack PMP
  - Exam simulator is a must
  - It made the greatest contribution in my case
  - Answering and reviewing all 1590 questions was an overkill for me
- Rita's process chart game



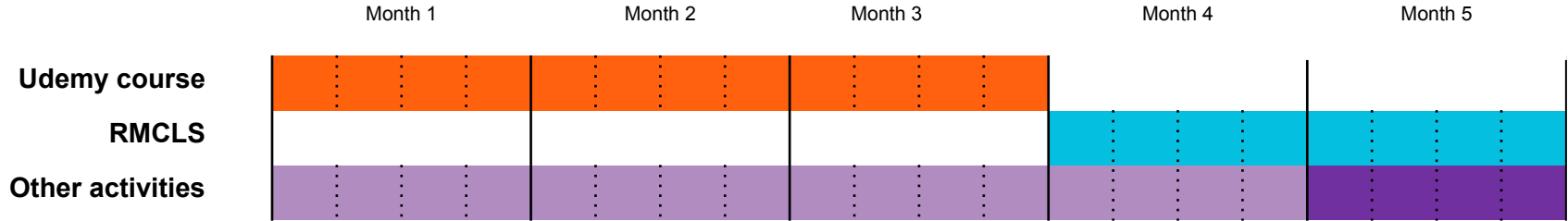


## Other Activities

- Study group / discussions with peers
- PMP Practice Exam
  - Took it in the middle and reviewed it the day before the exam
  - Great for getting to know how questions will be phrased on the actual exam
- YouTube videos
  - Ricardo Vargas
  - Formulas memorization
  - Integrated change control (and any difficult topic for you)
- <https://www.reddit.com/r/pmp/>



# My Preparation Schedule



- It took me 7 months in total
- I made 2 breaks for about 1 month each

# Study Tips

- Approach PMP certification as a project
- Study in the morning
- Do a lot of tests. Practice makes perfect
- Complete PMP practice exam (\$99)
- Plan in advance your exam day and the day before it (plan what to eat during break time)
- Practice making network diagrams and notes in paint and calculations in windows calculator



# Timings (example)



- 210 25
- 180 50
- 150 75
- 130 89
- 120 100
- 90 125
- 60 150
- 30 175
- 0 200

Practice your timings with the exam simulator.

Dump this table on paper at the beginning of the exam and return to it periodically.

# Costs, USD

## Exam cost

- PMI membership application fee: \$10
- PMI membership fee: \$139/year
- PMP exam application fee\*: \$405

TOTAL: \$554

\*for members

## Preparation cost\*\*

- Udemy course: ~\$20
- Book: ~\$50
- Exam simulator: ~\$300

TOTAL: ~\$370

\*\*As of July 2020, cost varies depending on materials

# 2021 PMP Exam Changes

The new PMP includes three key approaches:

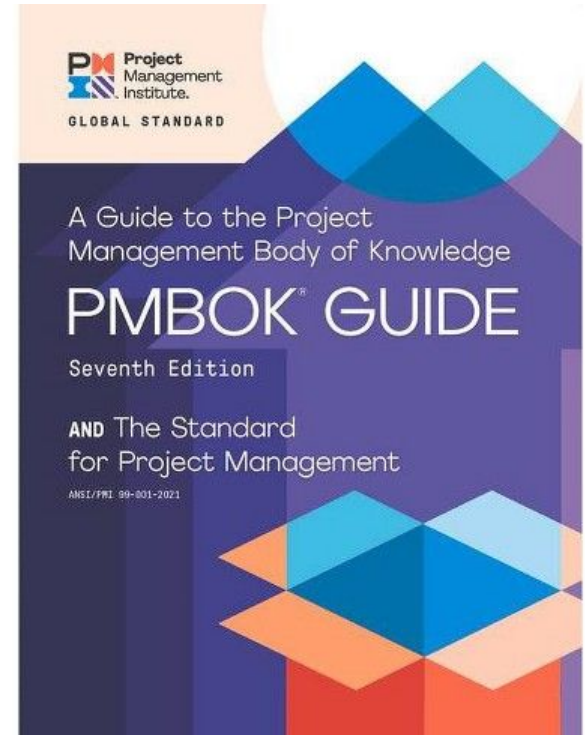
- Predictive (waterfall)
- Agile
- Hybrid

Answer depending on the approach in a question


No process questions (ITTOs)

No calculations, only formula interpretation

Use PSM mock test for preparation



# To Review




Project Management Professional (PMP)<sup>®</sup>  
Examination Content Outline – January 2021



PMI® Certification  
Handbook



# PMP ONLINE PROCTORED EXAM





# Exam Details

- 230 minutes to answer 180 questions
- Two 10-minute breaks: after 60 and 120 questions answered and reviewed
- Demo in the beginning and survey at the end
- Exam tools available (calculator, “Paint”, highlighter, strikethrough)
- Bring your ID
- Bring your smartphone (to verify identity)
- Bring nothing else: no paper, no calculator, no watches
- You can start preparation half an hour before your scheduled appointment

# PMP Online Proctored Exam: Process


- Download the app
- Do a pre-check
- Wait for your proctor
- Talk to your proctor
  - Show him your ID and surroundings
- Do the demo
- Pass the exam
- Complete the survey



# PMP Online Proctored Exam: Tips

- Find a quiet place with no disturbance
- Clear your surroundings
- Disable all apps and updates
- Check your system in advance
- Know your timings
- Read the last sentence of the question first
- Use the strikethrough tool
- If only part of the answer is incorrect, the full answer is incorrect
- No need to register much in advance











## The Most Important Advice

Do your preparation!

Practice makes perfect.



WHAT

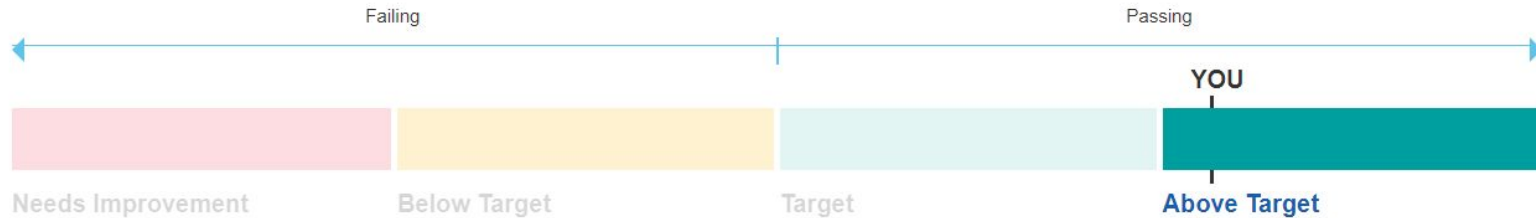


# I Did It!



Your Overall Score Performance: **Pass**

Congratulations! You passed your exam and have successfully earned your PMI certification. This is a tremendous accomplishment!






- Online exam is convenient, and it was a smooth experience for me
- Exam questions were more difficult than simulator questions
- This path was a great knowledge refresher for me
- I have gained more confidence in my knowledge and skills

# Start Today

- Today is a good time to start your PMP journey if you haven't already
- PMP credential is often a prerequisite





THANK YOU!

VICTOR KOZUB, PMP

VICTORKOZUB.COM

